

Addington Court Golf Club

Course Risk Assessment



ADDINGTON COURT
GOLF CLUB

Addington Court Golf Club Risk Assessment – The Golf

	Hazard	Who Might Be Harmed?		How Is The Risk Controlled?	Risk Factor
---	---------------	-----------------------------	---	------------------------------------	--------------------

General Overview of Course Risks

1.	Typical hazards encountered on a Golf Course.	Golfers, Greens Staff and spectators.	Strict adherence to the Rules and Etiquette of Golf, observe all signs and be aware of rules concerning cessation of play in dangerous weather or conditions.	Low
2.	Teeing Off Miss hit Tee shot to right or left	Other Golfers on adjacent greens, fairways, or paths	Don't tee off until you are sure that the group in front are out of range. Don't tee off if any of your playing partners are standing forward of you. Don't tee off if anyone is walking toward the tee from any adjacent holes. Don't stand forward of a player teeing off. Don't walk towards a tee when someone is preparing to drive Pay attention when playing shot and shout fore if ball drifts to left or right and there is any likelihood of hitting someone.	Medium
3.	Rights of way	Members of public and dog walkers on paths or fairways	Pay attention when playing shot and shout fore if ball drifts to left or right and there is any likelihood of hitting someone.	Medium
4.	Fairway to Green	Other Golfers	Don't take a shot until you are sure that the group in front are out of range. Don't take a shot if your playing partners are forward of you and in range. Stand in a safe position when a playing partner is taking a shot	Medium
5.	Miss hit approach shot to green	Players on adjacent holes	Be aware of players in this area and shout fore if hitting to left or right past green and there is any likelihood of hitting someone.	Medium
6.	Streams, Riverbeds, Ponds Lakes	All Golfers	Be aware of the dangers of streams, riverbeds (wet or dry, muddy areas), lakes, ponds including slipping down banks, deep water and slippery bridges. Don't step onto frozen water. Use ball retrievers whenever possible. Appropriate holes	Medium
7.	Hidden Greens	Other Golfers, Greens Staff	Don't play to Greens until you are sure that the group in front have left. Greens that may be hidden from view for approach shot are holes 7,11 & 18	Low

Addington Court Golf Club Risk Assessment – The Golf

 Hazard	Who Might Be Harmed?		How Is The Risk Controlled?	Risk Factor
--	----------------------	---	-----------------------------	-------------

8.	Trees and other fixed hazards	Golfers and Playing partners	When playing near trees beware of balls ricocheting.	Low
9.	Undulating ground, hollows, hills	All Golfers	Take care when walking over undulating ground especially when wet or icy. Appropriate to holes:,6,8,13,15,17 & 18	medium
10.	Driving Buggies	All Golfers	Take care on hills, hollows, and undulations. Take special care driving over bridges or near to brooks and on inclines. Keep speed to minimum.	Medium



Addington Court Golf Club Risk Assessment – The Golf

	Hazard	Who Might Be Harmed?		How Is The Risk Controlled?	Risk Factor
---	---------------	-----------------------------	---	------------------------------------	--------------------



Specific Risks Hole by Hole

	Hole 1				
	Balls from 18 th which drift Right	All golfers & Greens staff	<i>Take care when walking along fairway and listen out for Fore being shouted</i>		Medium
	Hole 2				
	Raised tee area with sleeper retaining wall at rear	Golfers & Greens staff	<i>Move tee markers forward away from back of tee</i>		Low
	Hole 3				
	Steep bank to left of green	Golfers walking to left of green	<i>Grass kept short, mowed weekly</i>		Low
	Hole 4				
	Fairway blind from Tee	Golfers & Greens staff	<i>Walk forward and check fairway is clear before teeing off</i>		Medium
	Hole 5				
	Public bridlepath to right of fairway	Horse riders, members of public & dog walkers	<i>Pay attention when playing shot and shout fore if ball drifts to right and there is any likelihood of hitting someone.</i>		Low



Addington Court Golf Club Risk Assessment – The Golf

 Hazard	Who Might Be Harmed?	 How Is The Risk Controlled?	Risk Factor
Hole 6			
Public bridlepath to right of fairway	Horse riders, members of public & dog walkers	<i>Pay attention when playing shot and shout fore if ball drifts to right and there is any likelihood of hitting someone.</i>	Low
Hole 7			
Tee shot drifts right	Golfers on 2 nd Green & greens staff	<i>Pay attention when playing shot and shout fore if ball drifts to right and there is any likelihood of hitting someone</i>	Low
Hole 8			
Downhill buggy path	Players in buggies	“Danger, Slow down” sign by side of path	Medium
Hole 9			
Hole 10			
<i>Green Approach shot drifts left</i>	Golfers on 13 th green & Greens staff	<i>Pay attention when playing shot and shout fore if ball drifts to left and there is any likelihood of hitting someone</i>	Medium
Hole 11			

Addington Court Golf Club Risk Assessment – The Golf

 Hazard	Who Might Be Harmed?	 How Is The Risk Controlled?	Risk Factor
Green approach shot goes through green	Golfers on 12 th Tee & Greens staff	<i>Pay attention when playing shot and shout fore if ball goes long and there is any likelihood of hitting someone</i>	Medium
Hole 12			
<i>Miss-hit tee shot to right from Tee</i>	Golfers on 4 th fairway & Greens staff	<i>Pay attention when playing shot and shout fore if ball drifts to right and there is any likelihood of hitting someone</i>	Medium
Hole 13			
Hole 14			
Over hit Tee shots into Greenkeeping compound	Greens staff	<i>Pay attention when playing shot especially if greenkeeping vehicles are known to be coming in or out of compound</i>	Medium
Hole 15			
<i>Green approach shot drifts right</i>	Players walking to 16 th Tee	<i>Pay attention when playing shot and shout fore if ball drifts to right and there is any likelihood of hitting someone</i>	Medium
Hole 16			
Tee shot drifts right	People in Scout camp	Allow trees to grow up providing cover	Low

Addington Court Golf Club Risk Assessment – The Golf

 Hazard	Who Might Be Harmed?	 How Is The Risk Controlled?	Risk Factor
Hole 17			
Hole 18			
Miss-hit tee shots to left into greenkeeping compound	Greens staff	<i>Pay attention when playing shot especially if greenkeeping vehicles are known to be coming in or out of compound</i>	Medium

Addington Court Golf Club Risk Assessment – The Golf

	Hazard	Who Might Be Harmed?		How Is The Risk Controlled?	Risk Factor
---	---------------	-----------------------------	--	------------------------------------	--------------------

Assessment compiled by:

John Hawkins

Date of assessment:

3/9/20

Signature:

Date to review further actions:

Position:

Course Manager

Assessment review date:

1/9/21

Review If necessary due to course changes or incidents. Otherwise 1 Sept 2021

Addington Court Golf Club Risk Assessment – The Golf

 Hazard	Who Might Be Harmed?		How Is The Risk Controlled?	Risk Factor
--	----------------------	---	-----------------------------	-------------

The Course may be closed when extreme or adverse weather conditions mean it is dangerous to play or damage to the course would result if play were permitted. Such conditions could cause greens to become waterlogged, the course flooded, covered in snow or poor visibility due to fog. The decision to close the course is made by the **Course Manager** in consultation with the **General Manager** and/or the **Professional Shop**

The procedure for closing the course will be as follows: The **Course Manager** will ring the **General Manager** and/or **Professional Shop** and inform them. The **Course Manager** will put up '**Course Closed**' signs and the **Professional Shop** will update the web site **Course Status**.

FOG AND LOW CLOUD POLICY

The trees to the right of the 1st fairway are clearly visible during normal conditions. In conditions of low cloud or fog when the trees are not visible the **Management** may close the course. No players should attempt to play in those conditions. If there is a need to stop play due to low cloud or fog the **Professional Shop** will sound a long blast of the Klaxon. Players should return safely to the Clubhouse. Resumption of play will be signalled by two short blasts on the klaxon.

LIGHTNING POLICY

In the event of a lightning strike being seen within the vicinity of the Golf Club the **General Manager** or the **Professional Shop** will close the course by sounding a long blast on the Klaxon. When a lightning storm has been seen in the course vicinity, no play is to commence until a period of 15 minutes from the last lightning strike/clap of thunder. Play will resume after two short blasts of the Klaxon. Three long blasts indicate complete abandonment of play.

If the **General Manager** or the **Professional Shop** is unavailable it is incumbent upon each **Player** to assess the risks and ensure that they take appropriate measures to ensure safe passage from the course in the event of Fog or Lightning.

COMPETITIONS

During a Club competition the **Competition Organiser** in conjunction with the **General Manager** or the **Professional Shop** may close the course if it is considered the course has become unsuitable for play. In the event that the **Competition Organiser, General Manager** or **Professional Shop** is unavailable it is incumbent upon each **Player** to assess the risk and ensure that they take appropriate measures to ensure safe passage from the course.

Players should make themselves fully conversant with the rules of the competition in which they are playing. E.g. in some competitions a cessation of play may also mean the abandonment of that particular competition. In other competitions such as Opens or Invitation Days, the competition may be recommenced if and when conditions allow. In such circumstances players must mark the position of their ball in the correct manner, otherwise a penalty or disqualification will result.

The cease play signal is a long blast, and players should mark their ball and find somewhere safe to shelter. The all-clear signal is two short blasts, and if it sounds then play can resume. If this has not been sounded within ½ hour then play must be abandoned. Three long blasts indicate complete abandonment.

Addington Court Golf Club

Falconwood Course Risk Assessment



THE FALCONWOOD
GOLF COURSE & RANGE

Addington Court Golf Club Risk Assessment – The Golf Course

 Hazard	Who Might Be Harmed?		How Is The Risk Controlled?	Risk Factor
--	----------------------	---	-----------------------------	-------------

General Overview of Course Risks

1.	Typical hazards encountered on a Golf Course.	Golfers, Greens Staff and spectators.	Strict adherence to the Rules and Etiquette of Golf, observe all signs and be aware of rules concerning cessation of play in dangerous weather or conditions.	Low
2.	Teeing Off Miss hit Tee shot to right or left	Other Golfers on adjacent greens, fairways, or paths	<i>Don't tee off until you are sure that the group in front are out of range. Don't tee off if any of your playing partners are standing forward of you. Don't tee off if anyone is walking toward the tee from any adjacent holes. Don't stand forward of a player teeing off.</i> <i>Don't walk towards a tee when someone is preparing to drive</i> <i>Pay attention when playing shot and shout fore if ball drifts to left or right and there is any likelihood of hitting someone.</i>	Medium
3.	Rights of way	Members of public and dog walkers on paths or fairways	<i>Pay attention when playing shot and shout fore if ball drifts to left or right and there is any likelihood of hitting someone.</i>	Medium
4.	Fairway to Green	Other Golfers	<i>Don't take a shot until you are sure that the group in front are out of range. Don't take a shot if your playing partners are forward of you and in range. Stand in a safe position when a playing partner is taking a shot</i>	Medium
5.	Miss hit approach shot to green	Players on adjacent holes	<i>Be aware of players in this area and shout fore if hitting to left or right past green and there is any likelihood of hitting someone.</i>	Medium
6.	Streams, Riverbeds, Ponds Lakes	All Golfers	<i>Be aware of the dangers of streams, riverbeds (wet or dry, muddy areas), lakes, ponds including slipping down banks, deep water and slippery bridges. Don't step onto frozen water. Use ball retrievers whenever possible. Appropriate holes</i>	Medium
7.	Hidden Greens	Other Golfers, Greens Staff	<i>Don't play to Greens until you are sure that the group in front have left. Greens that may be hidden from view for approach shot are holes 3,8,9 & 18</i>	Low

Addington Court Golf Club Risk Assessment – The Golf Course

 Hazard	Who Might Be Harmed?		How Is The Risk Controlled?	Risk Factor
--	----------------------	---	-----------------------------	-------------



8.	Trees and other fixed hazards	Golfers and Playing partners	<i>When playing near trees beware of balls ricocheting.</i>	Low
9.	Undulating ground, hollows, hills	All Golfers	<i>Take care when walking over undulating ground especially when wet or icy. Appropriate to holes:1, 9, 15, 17 & 18</i>	Medium
10.	Driving Buggies	All Golfers	<i>Take care on hills, hollows, and undulations. Take special care driving over bridges or near to brooks and on inclines. Keep speed to minimum.</i>	Medium

Addington Court Golf Club Risk Assessment – The Golf Course



	Hazard	Who Might Be Harmed?		How Is The Risk Controlled?	Risk Factor
---	---------------	-----------------------------	---	------------------------------------	--------------------

Specific Risks Hole by Hole					
	Hole 1				
	Balls from driving range over fence onto 1 st tee	All golfers & Greens staff	<i>Be aware of shouts of fore from range. Tee markers as far forward as possible</i>		Medium
	Hole 2				
	Golfers walking across in front of Tee to get from 17 th green to 18 th Tee	Golfers & Greens staff	<i>Golfers wait at corner of trees until tee shots played</i>		Medium
	Hole 3				
	Green not visible from Tee	Golfers on green	<i>Pay attention when playing shot and shout fore if ball goes over trees and there is any likelihood of hitting someone</i>		Low
	Hole 4				
	Irrigation Borehole to left of green	Greens staff	Greens staff pair up so one can observe tee and stop until tee shots played		Low
	Hole 5				



Addington Court Golf Club Risk Assessment – The Golf Course

 Hazard	Who Might Be Harmed?	 How Is The Risk Controlled?	Risk Factor
Hole 6			
Hole 7			
Tram stop to left of tee over fence	Tram users	<i>Trees allowed to grow up in front of fence and tee markers on right of Tee</i>	Low
Hole 8			
Green hidden from view if approaching from right	Golfers on green & Greens staff	<i>Make sure green is clear before playing into green</i>	Low
Hole 9			
Green partially hidden from Tee	Golfers & Greens staff	<i>Step right of tee before hitting shot to ensure green is clear</i>	Low
Hole 10			
Golfers walking from 9 th Green around corner to 10 th tee	Golfers	<i>Danger sign before getting to corner to advise of balls being hit from left</i>	Medium
Hole 11			


Addington Court Golf Club Risk Assessment – The Golf Course

 Hazard	Who Might Be Harmed?	 How Is The Risk Controlled?	Risk Factor
Hole 12			
Hole 13			
Next tee directly behind green	Golfers & greens staff	Pay attention when playing green approach shot and shout fore if there is likelihood of hitting someone	Low
Hole 14			
Hole 15			
Green approach shot drifts right	Players on 5 th hole	<i>Pay attention when playing shot and shout fore if ball drifts to right and there is any likelihood of hitting someone</i>	Low
Hole 16			

Addington Court Golf Club Risk Assessment – The Golf Course

 Hazard	Who Might Be Harmed?	 How Is The Risk Controlled?	Risk Factor
Hole 17			
Hole 18			
Miss-hit tee shots to right into field	Dog walkers, members of public	<i>Trees allowed to grow up to right of tee. Shout fore if likelihood of hitting someone</i>	Low

Addington Court Golf Club Risk Assessment – The Golf Course

	Hazard	Who Might Be Harmed?		How Is The Risk Controlled?	Risk Factor
---	---------------	-----------------------------	--	------------------------------------	--------------------

Assessment compiled by:

John Hawkins

Date of assessment:

3/9/20

Signature:

Date to review further actions:

Position:

Course Manager

Assessment review date:

1/9/21

Review If necessary due to course changes or incidents. Otherwise 1 Sept 2021

Addington Court Golf Club Risk Assessment – The Golf Course

 Hazard	Who Might Be Harmed?	 How Is The Risk Controlled?	Risk Factor
--	----------------------	---	-------------

The Course may be closed when extreme or adverse weather conditions mean it is dangerous to play or damage to the course would result if play were permitted. Such conditions could cause greens to become waterlogged, the course flooded, covered in snow or poor visibility due to fog. The decision to close the course is made by the **Course Manager** in consultation with the **General Manager** and/or the **Professional Shop**

The procedure for closing the course will be as follows: The **Course Manager** will ring the **General Manager** and/or **Professional Shop** and inform them. The **Course Manager** will put up ‘**Course Closed**’ signs and the **Professional Shop** will update the web site **Course Status**.

FOG AND LOW CLOUD POLICY

The trees on both sides of 1st fairway are clearly visible during normal conditions. In conditions of low cloud or fog when the trees are not visible the **Management** may close the course. No players should attempt to play in those conditions. If there is a need to stop play due to low cloud or fog the **Professional Shop** will sound a long blast of the Klaxon. Players should return safely to the Clubhouse. Resumption of play will be signalled by two short blasts on the klaxon.

LIGHTNING POLICY

In the event of a lightning strike being seen within the vicinity of the Golf Club the **General Manager** or the **Professional Shop** will close the course by sounding a long blast on the Klaxon. When a lightning storm has been seen in the course vicinity, no play is to commence until a period of 15 minutes from the last lightning strike/clap of thunder. Play will resume after two short blasts of the Klaxon. Three long blasts indicate complete abandonment of play.

If the **General Manager** or the **Professional Shop** is unavailable it is incumbent upon each **Player** to assess the risks and ensure that they take appropriate measures to ensure safe passage from the course in the event of Fog or Lightning.

COMPETITIONS

During a Club competition the **Competition Organiser** in conjunction with the **General Manager** or the **Professional Shop** may close the course if it is considered the course has become unsuitable for play. In the event that the **Competition Organiser, General Manager** or **Professional Shop** is unavailable it is incumbent upon each **Player** to assess the risk and ensure that they take appropriate measures to ensure safe passage from the course.

Players should make themselves fully conversant with the rules of the competition in which they are playing. E.g. in some competitions a cessation of play may also mean the abandonment of that particular competition. In other competitions such as Opens or Invitation Days, the competition may be recommenced if and when conditions allow. In such circumstances players must mark the position of their ball in the correct manner, otherwise a penalty or disqualification will result.

The cease play signal is a long blast, and players should mark their ball and find somewhere safe to shelter. The all-clear signal is two short blasts, and if it sounds then play can resume. If this has not been sounded within ½ hour then play must be abandoned. Three long blasts indicate complete abandonment.